

LAT PULL DOWN

LAT PULL DOWN



VB 301

- 1135 MM
- 700 MM
- 2270 MM
- 210 KG



VB 301-01

- 1135 MM
- 700 MM
- 2320 MM
- 215 KG

LONG PULL

PULLDOWN/LONGPULL



VB 302

- 1950 MM
- 1140 MM
- 2050 MM
- 220 KG



VB 302-01

- 1965 MM
- 1140 MM
- 2050 MM
- 236 KG



VB 311

- 1949 MM
- 1296 MM
- 2372 MM
- 250 KG

MULTIPRESS 3 IN 1

LEVERAGE CHEST PRESS



VB 324

- 1921 MM
- 1510 MM
- 1782 MM
- 226 KG



VB 304

- 1300 MM
- 1570 MM
- 1745 MM
- 279 KG

PECTORAL FLY AND REAR DELTOID MACHINE







VB 305

-  1288 MM
-  1517 MM
-  2065 MM
-  273 KG

STANDING MULTIFLIGHT







VB 310

-  1355 MM
-  800 MM
-  2240 MM
-  325 KG

SHOULDER PRESS MACHINE







VB 306

-  1930 MM
-  1595 MM
-  1745 MM
-  300 KG

HORIZONTAL PULL LEVER








VB 322

-  1538 MM
-  1390 MM
-  2046 MM
-  308 KG

HORIZONTAL PULL LEVER

VB 322-01





-  1542 MM
-  1492 MM
-  2046 MM
-  290 KG



BICEPS MACHINE







VB 316

-  960 MM
-  960 MM
-  1545 MM
-  190 KG

TRICEPS MACHINE



VB 319

-  1480 MM
-  960 MM
-  1545 MM
-  195 KG

ASSISTED CHIN DIP IN STANDING

STANDING CALF RAISE



VB 320

- 2065 MM
- 1340 MM
- 2620 MM
- 310 KG



VB 307

- 1210 MM
- 1175 MM
- 2054 MM
- 227 KG

VB 320-02

ASSISTED CHIN DIP



- 2065 MM
- 1340 MM
- 2620 MM
- 320 KG

SEATED LEG CURL/LEG EXTENSION

LEG EXTENSION



VB 312

- 1175 MM
- 960 MM
- 1745 MM
- 265 KG



VB 314

- 1175 MM
- 960 MM
- 1745 MM
- 245 KG

ABDUCTION/ADDUCTION LEG MACHINE

LYING LEG CURLS



VB 313

- 1263 MM
- 1046 MM
- 1545 MM
- 225 KG



VB 315

- 1590 MM
- 1000 MM
- 1545 MM
- 240 KG

VB 315-01 LYING LEG CURLS

- 1610 MM
- 1028 MM
- 1545 MM
- 247 KG







GLUTES WORKOUT MACHINE

ABDOMINAL CRUNCH



VB 317

-  1355 MM
-  1010 MM
-  1545 MM
-  225 KG



VB 318





-  1160 MM
-  1480 MM
-  1630 MM
-  280 KG

NON-ADJUSTABLE CABLE X-OVER

NON-ADJUSTABLE CABLE X-OVER FOR KINESITHERAPY







VB 303

-  2850 MM
-  1415 MM
-  2330 MM
-  422 KG



VB 303-01





-  2850 MM
-  1407 MM
-  2330 MM
-  361 KG

ADJUSTABLE CABLE X-OVER

CABLE COLUMN ADJUSTABLE







VB 323

-  3600 MM
-  1415 MM
-  2415 MM
-  470 KG







VB 323-01

-  737 MM
-  1407 MM
-  2415 MM
-  219 KG

MULTISTATION 8- STACK WITH MOVING PULLEY

VB 403

-  6191 MM
-  2630 MM
-  2412 MM
-  1620 KG







RACK FOR HANDLES TO WEIGHTSTATIONS


VB 230

-  931 MM
-  931 MM
-  1295 MM
-  30 KG



CHILDREN'S MULTIFUNCTIONAL SPORTS COMPLEX

-  4100 MM
-  3840 MM
-  1820 MM
-  390 KG



SPORTS COMPLEX CONSISTS OF 7 EXERCISE MACHINES FOR CHILDREN AND ADOLESCENTS 5 - 12 YEARS OLD. WIDE RANGE OF ADJUSTMENTS FOR OPTIMAL LOAD. PREFABRICATED CONSTRUCTION.

THE SPORTS COMPLEX CONSISTS OF:

1. LEG EXTENSION.
2. COMBINED MACHINE:
 - HORIZONTAL BAR WITH A WIDE AND NARROW GRIP,
 - PUSH-UPS ON BARS,
 - HANGING LEG RISE
3. LAT PULL DOWN
4. LONG PULL.
5. BACK EXTENSION.
6. ADJUSTABLE BENCH PRESS.
7. ADJUSTABLE AB CRUNCH BENCH 0 - 45°.