




NEW



VB 141

-  2520 MM
-  1290 MM
-  1645 MM
-  314 KG

NEW



VB 138

-  1100 MM
-  1700 MM
-  1400 MM
-  90 KG

NEW



VB 136





-  1068 MM
-  1486 MM
-  1210 MM
-  85 KG

LEG PRESS 45°

LEG PRESS LEVER







VB 101

-  2560 MM
-  1610 MM
-  1650 MM
-  270 KG



VB 111





-  2410 MM
-  1584 MM
-  1370 MM
-  213 KG

SMITH MACHINE

SMITH MACHINE WITH BENCH VB 206



VB 192

-  1416 MM
-  2200 MM
-  2365 MM
-  164 KG







VB 192-06

-  1225 MM
-  3440 MM
-  43 MM
-  8 KG



VB 192-01





-  1626 MM
-  2200 MM
-  2365 MM
-  370 KG

HACK/POWER SQUAT

VERTICAL LEG PRESS







VB 104

-  2220 MM
-  1050 MM
-  1725 MM
-  170 KG



VB 121





-  1732 MM
-  1928 MM
-  2270 MM
-  290 KG

SEATED CALF RAISE

CALF AND GRIPPER MACHINE



VB 103

-  1458 MM
-  756 MM
-  1137 MM
-  55 KG



VB 120

-  1335 MM
-  1010 MM
-  1150 MM
-  80 KG

BELT SQUAT

PENDULUM SQUAT







VB 115

-  2090 MM
-  945 MM
-  1510 MM
-  150 KG



VB 116





-  2400 MM
-  930 MM
-  1675 MM
-  232 KG

HIP THRUST

POWER SQUAT MACHINE







VB 117

-  1920 MM
-  965 MM
-  987 MM
-  134 KG



VB 124

-  1541 MM
-  1642 MM
-  1520 MM
-  185 KG

SEATED ROW

SEATED ROW MULTI GRIP



VB 105

-  2030 MM
-  1150 MM
-  1251 MM
-  120 KG



VB 105-02





-  1740 MM
-  1215 MM
-  1207 MM
-  115 KG

DELTOID PRESS

PRESS AT AN ANGLE UP







VB 106

-  2046 MM
-  1845 MM
-  1370 MM
-  173 KG



VB 107





-  1933 MM
-  1525 MM
-  1628 MM
-  163 KG

LEVER HIGH LAT PULL DOWN

TOTAL SHOULDER MACHINE 4 IN 1







VB 108

-  2160 MM
-  1604 MM
-  2268 MM
-  135 KG


VB 108-01

LEVER HIGH LAT PULL DOWN MULTI GRIP

-  2300 MM
-  1540 MM
-  2035 MM
-  135 KG



VB 119

-  2055 MM
-  1695 MM
-  1493 MM
-  226 KG

PECTORAL FLY AND REAR DELTOID MACHINE

ATHLETIC SLEDS



VB 122

- 1595 MM
- 1206 MM
- 856 MM
- 80 KG



VB 112

- 953 MM
- 917 MM
- 1163 MM
- 27 KG

T-BAR ROW

REVERSE HYPEREXTENSION WITH WEIGHTS



VB 110

- 2075 MM
- 1000 MM
- 455 MM
- 83 KG



VB 109

- 1430 MM
- 1080 MM
- 1530 MM
- 85 KG

T-BAR ROW WITH REST



VB 113

- 2110 MM
- 990 MM
- 1225 MM
- 75 KG

DEADLIFT

LYING ROW



VB 114

- 1578 MM
- 1506 MM
- 795 MM
- 170 KG



VB 118

- 1950 MM
- 2200 MM
- 1442 MM
- 215 KG

VB 114-01



- 1443 MM
- 1506 MM
- 596 MM
- 165 KG